



**POLICE, FIRE & RESCUE AND SAFER
COMMUNITIES BOARD
TO BE HELD ON FRIDAY, 10TH
NOVEMBER, 2017**

**Please find attached replacement Fire and Rescue
Service Performance Report in respect of Item 5b on
the agenda for the above meeting**

	(b) Fire & Rescue Performance Report (copy attached)	(Pages 3 - 14)	60 mins
--	--	-------------------	---------

This page is intentionally left blank



LOCAL PLAN PERFORMANCE REPORT SCOTTISH BORDERS



SCOTTISH
FIRE AND RESCUE SERVICE
Working together for a safer Scotland

Year to Date Report, 1st April – 30TH September 2017

**Working together
for a safer Scotland**



DISCLAIMER

The figures included in this report are provisional and subject to change as a result of quality assurance and review. The statistics quoted are internal management information published in the interests of transparency and openness.

The Scottish government publishes Official Statistics each year which allow for comparisons to be made over longer periods of time.

Please ensure any external partners in receipt of these reports are aware of this.

CONTENTS	PAGE
1 Introduction	3
2 Performance Summary	4
3 Progress on local fire & rescue plan priorities	
<i>Local Risk Management and Preparedness</i>	5
<i>Dwelling fires</i>	6
<i>All fire casualties (fatal & non-fatal (incl. p/c's))</i>	7
<i>All deliberate fires excl. dwellings</i>	8
<i>Special Service - RTCs</i>	9
<i>Special Service Casualties - All</i>	10
<i>False Alarm - Equipment failure</i>	11

Introduction

This performance report provides information on our prevention, protection and operational response activities within the Scottish Borders area during the Year to Date (YTD) period of 1st April to 30th September 2017.

The Scottish Government provides an overarching vision for public services. This vision is supported by 16 National Outcomes, which demonstrate commitment to creating a more successful country, with opportunities for all of Scotland to flourish, through increasing sustainable growth. The SFRS can make a significant contribution to improving these outcomes for the Scottish Borders by contributing to the Community Planning arrangements across the area.

The national priorities for the Scottish Fire and Rescue Service (SFRS) are set out in the Fire and Rescue Framework for Scotland. The SFRS Strategic Plan 2016-2019 outlines how the SFRS will deliver against these priorities and the outcomes against which this delivery can be measured.

The priorities contained within the Local Fire and Rescue Plan and our strategies for service delivery are clearly aligned to the Community Planning Structure, which supports the delivery of the Community Planning Partnership priorities and activities in the Scottish Borders. The priorities in the Local Fire and Rescue Plan also contribute to Scottish Governments National Outcome, O9: We live our lives safe from crime, disorder and danger.

The aims of the local Fire & Rescue Service in the Scottish Borders are to reduce fire deaths throughout the Scottish Borders area and to reduce injuries from fire and other emergencies in the community. We aim to achieve this by working in partnership, being pro-active and targeting our prevention and protection activities to where they are required, based on evidence.

Within the Local Fire and Rescue Plan for the Scottish Borders, five objectives for the local Fire and Rescue Service to work towards have been identified for 2014-17 (listed below).

1. Reduction of Dwelling Fires
2. Reduction of Fire Casualties and Fatalities
3. Reduction of Deliberate Fire Setting (not including Dwellings)
4. Reduction of Road Traffic Collisions
5. Reduction of Unwanted Fire Alarm Signals

Area Manager Stephen Gourlay, Local Senior Officer for the Scottish Borders

Performance Summary

We measure how well we are meeting our priorities using 6 key indicators, depicted below

Key performance indicator	Apr to (& incl.) Sep					RAG rating
	2013/14	2014/15	2015/16	2016/17	2017/18	YTD
Dwelling fires	51	41	58	46	42	●
All fire casualties (fatal & non-fatal (incl. p/c's))	11	7	9	13	8	●
All deliberate fires excl. dwellings	57	61	77	61	110	◆
Special Service - RTCs	39	46	45	50	37	●
Special Service Casualties - All	58	30	54	83	45	●
False Alarm - Equipment failure	353	318	291	320	321	▲

RAG rating - KEY

◆	RED DIAMOND	10% higher than the previous YTD period, or local target not achieved.
▲	YELLOW TRIANGLE	Up to 9% higher than the previous YTD period, or local target not achieved.
●	GREEN CIRCLE	Equal to or improved upon the previous equivalent quarter (or YTD period), or local target achieved.

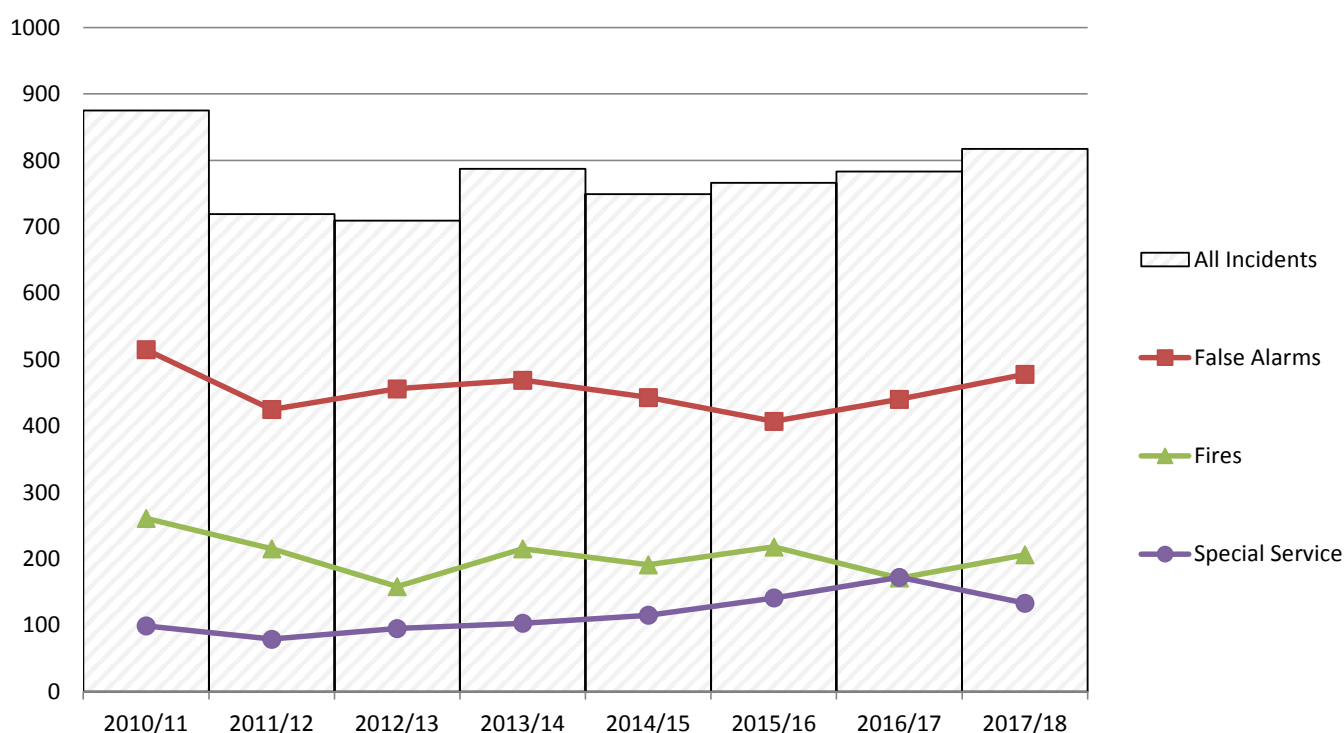
Note

Quarterly comparison RAG rating = the reporting period compared to the average of the three previous quarterly reporting periods
 Year to Date RAG rating = the cumulative total of all quarterly performance in current year compared to cumulative total of all quarterly performance in the previous year.

Incident Overview

During the YTD period 1st April to 30th September 2017, the SFRS have responded to 817 incidents within the Scottish Borders, this is 34 more incidents than the same reporting period last year. False alarms accounted for 58% of our emergency calls so far this year.

The chart below illustrates incidents YTD attended within Scottish Borders council over the last 8 fiscal years



Progress on local fire & rescue plan priorities

Local Risk Management and Preparedness

The Service must identify, prioritise and plan to meet the risks in each local community.

We said we would:

- train our staff to deal with our local risks
- gather and analyse risk information
- work with partners to mitigate risks
- deal with major events

We said we would:

Train our staff to deal with our local risks

Our operational staff have continued to undertake routine and risk specific skill acquisition and maintenance training. During 2017-18, all firefighters in the Scottish Borders will participate within the Training for Operational Competence Programme. Current modules for the year to date period include Domestic property, Farms, Water awareness, Incident Command and Terrorism.

Gather and analyse risk information

Our operational staff continue to gather and analyse local risk information and operational intelligence which is used in our preparations to resolve incidents. We conduct Post Incident Debriefs using a Structured Debrief Process to identify any lessons that can be learned from our preparedness and response to emergency events.

Work with partners to mitigate risks

We continue to be an active member of the Lothian and Borders Local Resilience Partnership.

Deal with major events

The Service did not deal with any “major events” in the Scottish Borders during the reporting period.

Reduction of 'Dwelling fires'

Dwelling fires can have devastating effects on our communities. The reduction of dwelling fires, accidental or deliberate, continues to be a priority for the SFRS in the Scottish Borders. We adopt a targeted approach whilst sharing information with partners in order to drive down the risk of fire within local communities with an emphasis on those who are particularly vulnerable through age, isolation or addiction.

Results

We will seek a year on year reduction in dwelling fires, which will contribute towards the Scottish target of a 10% reduction, over a three-year rolling period.

There have been 42 dwelling fires recorded compared to 46 for the same YTD period last year, this represents a slight, but positive decrease. Six of these fires were started deliberately.

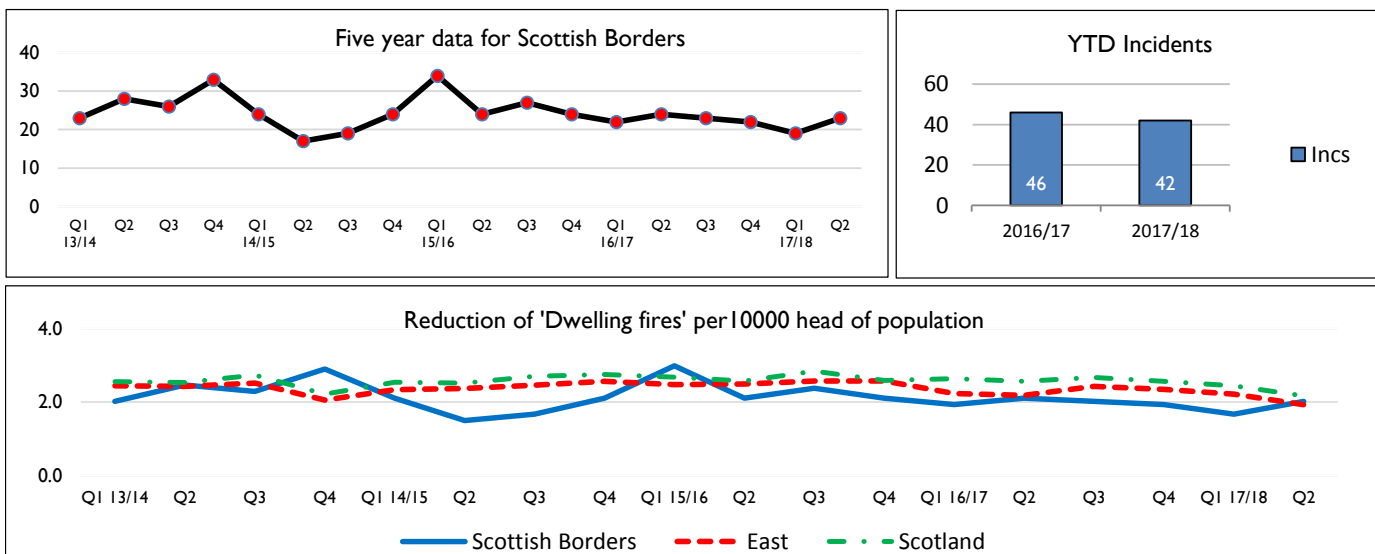
Reasons

Cooking accounted for 22 of YTD dwelling fires. The vast majority of these fires were found to be extinguished on arrival of the FRS or required limited intervention such as using a hose-reel or isolating the heat source. Analysis highlights half of these incidents originated in the kitchen and involved adults 18-64 years old.

Actions

The Scottish Fire and Rescue Service conduct Post Domestic Incident Response (PDIR) following all domestic dwelling fires. We also work closely with partners in order to identify persons at risk from fire, this often results in cross agency referrals or joint home safety visits.

Serious fires are subject to detailed investigation and depending on the circumstances can result in multi-agency case conferences.



YTD ward ave. for Scottish Borders - 4	2013/14	2014/15	2015/16	2016/17	2017/18	Sparklines
Scottish Borders	51	41	58	46	42	
Tweeddale West	5	2	3	1	2	
Tweeddale East	5	1	3	3	0	
Galashiels and District	8	8	11	8	11	
Selkirkshire	2	3	3	4	4	
Leaderdale and Melrose	3	6	5	2	3	
Mid Berwickshire	7	4	3	7	5	
East Berwickshire	4	4	8	5	4	
Kelso and District	8	1	5	5	3	
Jedburgh and District	2	2	3	1	2	
Hawick and Denholm	5	5	5	4	4	
Hawick and Hermitage	2	5	9	6	4	

Reduction of 'All fire casualties (fatal & non-fatal (incl. p/c's))'

Fire casualty and fatality rates provide an indication of the amount of serious, life-threatening injuries that occur due to fire. This can indicate not only the success of SFRS in reducing the number of life risk fires through community fire safety and similar activities, but also their success in response activity in saving lives.

Results

We aim to reduce Fire Casualties in the Scottish Borders year on year that contributes towards the SFRS target of reducing Fire Casualties by 5% per year, over a three-year rolling period. There have been eight casualties in the YTD period, this is five less than the same period last year.

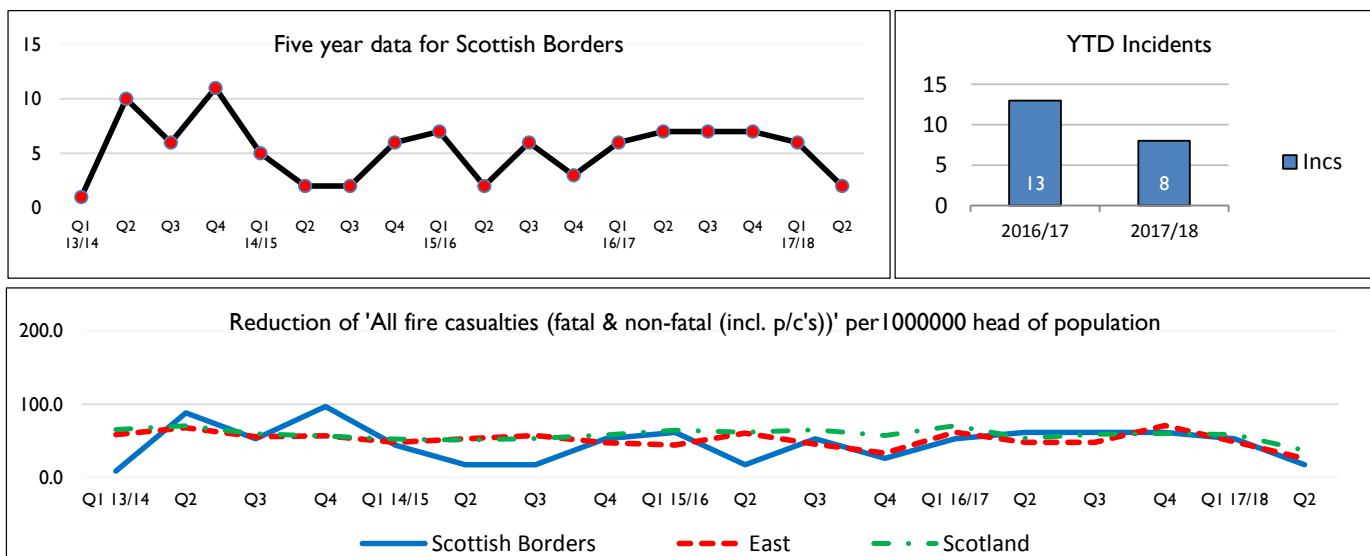
Two casualties required to go to hospital and six received first aid at the scene only. SFRS crews administered oxygen on all occasions.

Reasons

Each of the casualties suffered slight smoke inhalation of varying degrees due to discovering the fire or trying to extinguish it. One casualty was led to safety by firefighters.

Actions

The Scottish Fire and Rescue Service conduct a Post Domestic Incident Response (PDIR) following all domestic dwelling fires. This involves fire crews offering reassurance and fire safety advice to all households within the vicinity of the incident immediately or soon after the incident. Crews also proactively target at risk groups' including elderly people who are more likely to suffer a fire in their home.



YTD ward ave. for Scottish Borders - I	2013/14	2014/15	2015/16	2016/17	2017/18	Sparklines
Scottish Borders	11	7	9	13	8	
Tweeddale West	1	0	1	0	0	
Tweeddale East	1	0	0	0	0	
Galashiels and District	1	0	3	0	4	
Selkirkshire	0	0	0	1	0	
Leaderdale and Melrose	2	2	1	1	1	
Mid Berwickshire	5	3	0	3	3	
East Berwickshire	0	1	0	1	0	
Kelso and District	0	0	1	1	0	
Jedburgh and District	0	0	2	0	0	
Hawick and Denholm	1	1	1	2	0	
Hawick and Hermitage	0	0	0	4	0	

Reduction of 'All deliberate fires excl. dwellings'

Reduction of Deliberate Fire Setting continues to be a priority for the SFRS in the Scottish Borders. Deliberate fires of this nature typically involve grassland, refuse or derelict buildings. Evidence shows that there is a close link between deliberate secondary fires and anti-social behaviour.

Results

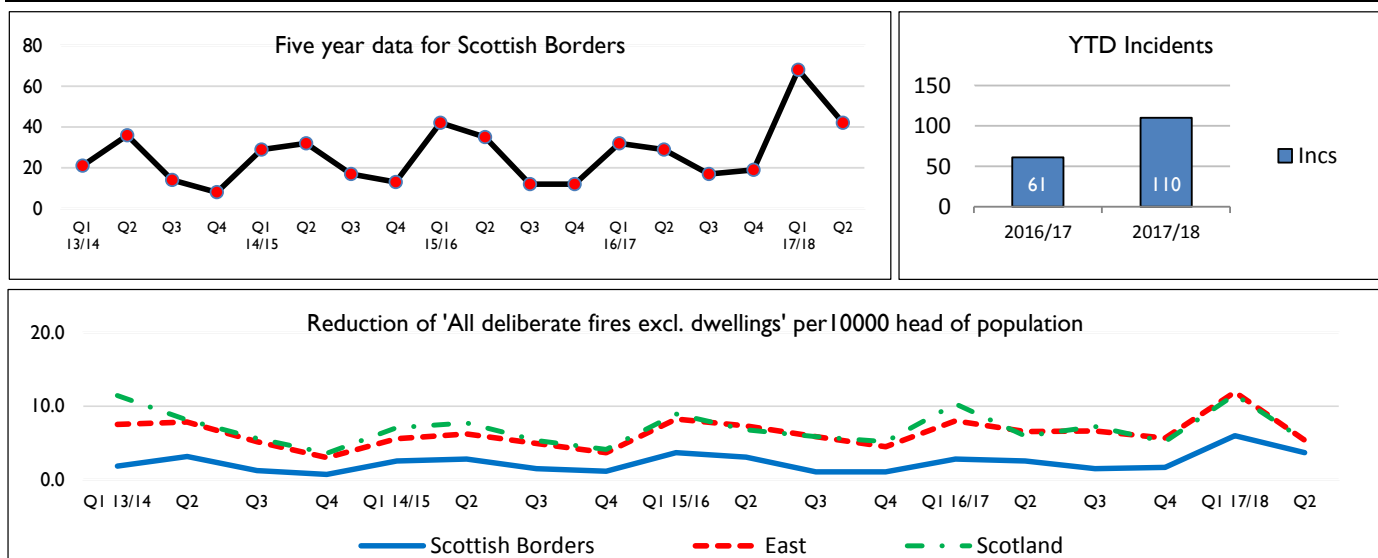
The Fire and Rescue Local Plan for the Scottish Borders 2014-17 aims to continually reduce Deliberate Fire Setting against the three-year average. There have been 110 incidents of this nature in the YTD period, 68 in the first quarter and 42 in the second quarter, this represents a significant increase in previous YTD comparisons. 37% of these incidents occurred in the Galashiels & District ward.

Reasons

Grass, woodland and refuse continues to account for the vast majority of deliberate fires. A large proportion of the incidents in Gala and District have occurred in the wooded area adjacent to Gala Academy.

Actions

The SFRS carry out seasonal campaigns with the purpose of warning and educating the public regarding dangers, risks and safety measures. Where trends or patterns are identified, the SFRS will work with community partners to mitigate the risk of reoccurrence. Where required the SFRS offer a one to one service for young fire setters.



YTD ward ave. for Scottish Borders - 10	2013/14	2014/15	2015/16	2016/17	2017/18	Sparklines
Scottish Borders	57	61	77	61	110	
Tweeddale West	0	6	12	3	13	
Tweeddale East	4	5	15	6	4	
Galashiels and District	9	11	17	14	44	
Selkirkshire	4	8	2	6	9	
Leaderdale and Melrose	7	5	6	4	3	
Mid Berwickshire	5	6	4	4	6	
East Berwickshire	3	1	2	3	3	
Kelso and District	9	3	5	3	10	
Jedburgh and District	6	4	6	9	2	
Hawick and Denholm	5	8	6	6	12	
Hawick and Hermitage	5	10	2	3	4	

Reduction of 'Special Service - RTCs'

While much of this risk is out with the control of SFRS, responding to Road Traffic Collisions is a key part of our intervention activities. The SFRS is committed to working with partners and other stakeholders in order to reduce the amount of RTC's that occur in the Scottish Borders.

Results

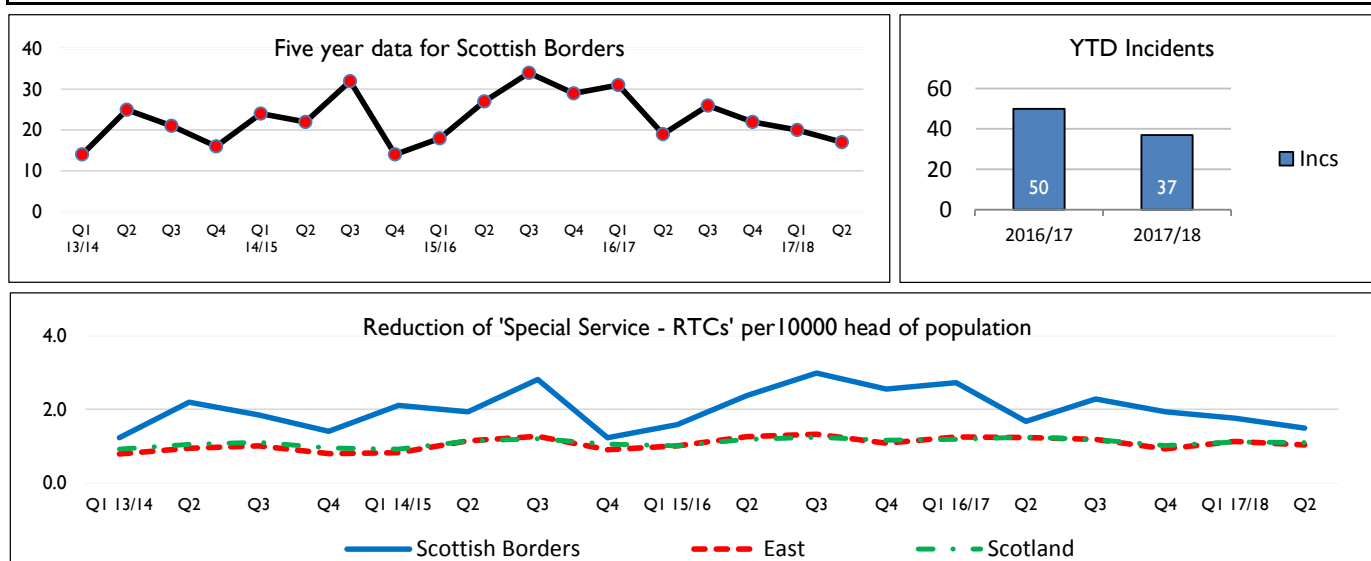
The SFRS have attended 37 RTC's during the YTD period, this represents a 26% decrease compared to the same period last year and it also represents a slight decrease in previous quarter comparison. Further analysis indicates that hydraulic rescue equipment was used on 15 occasions to extricate persons trapped in vehicles. The remaining incidents required limited intervention from the SFRS including first aid and making the vehicle safe only.

Reasons

Determining the cause of RTC's is not the responsibility of the SFRS however, we have a significant part to play in preventing RTC's. The SFRS respond to RTC's whenever it is confirmed persons are within the vehicle, regardless if they are trapped or not. As highlighted in the previous paragraph, this mean that on many occasions limited intervention is required by our crews.

Actions

The SFRS are part of the Safer Communities Unit and a member of the Road Safety Working Theme Group. CAT and operational staff attend educational establishments such as schools and the Borders College to deliver inputs to young drivers regarding the consequences of RTC's. We also participate in partnership initiatives such as the Scottish Borders Young Drivers Event. Reduction of RTC's also forms part of the SFRS action plan regarding the Reducing Inequalities Group within the CPP.



YTD ward ave. for Scottish Borders - 3	2013/14	2014/15	2015/16	2016/17	2017/18	Sparklines
Scottish Borders	39	46	45	50	37	
Tweeddale West	4	11	4	2	6	
Tweeddale East	5	8	5	7	2	
Galashiels and District	5	5	7	6	6	
Selkirkshire	2	2	1	3	3	
Leaderdale and Melrose	6	5	7	5	3	
Mid Berwickshire	4	2	3	4	0	
East Berwickshire	2	3	8	3	4	
Kelso and District	1	3	6	4	2	
Jedburgh and District	7	5	3	10	6	
Hawick and Denholm	2	1	1	3	3	
Hawick and Hermitage	1	1	0	3	2	

Reduction of 'Special Service Casualties - All'

The figures below pertain to all non-fire related casualties and represent the diverse nature of incidents the SFRS attend in the Scottish Borders other than fires and UFAS. As the traditional role of the Fire and Rescue Service expands, the SFRS is committed to working with partners and other stakeholders in order to reduce not only the amount of RTC related casualties and fatalities, but other casualties including Out of Hospital Cardiac arrest and victims of flooding.

Results

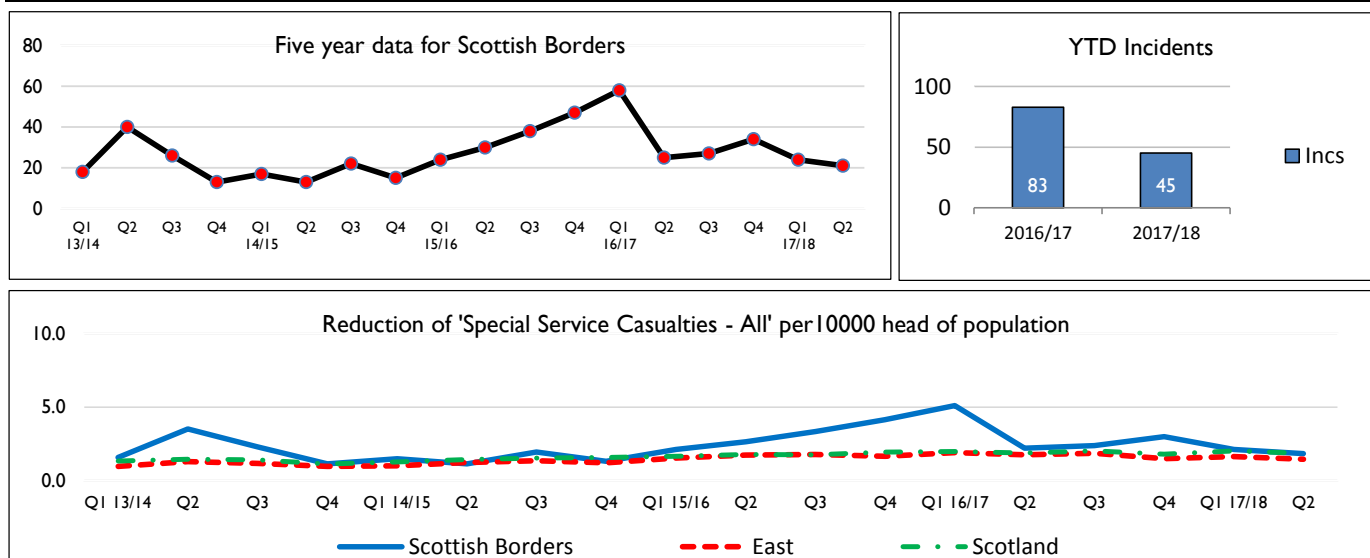
There have been 45 Special Service casualties during the YTD period, this is a 46% decrease in comparison to the same period last year. A snapshot analysis of incident and casualty type is included the report summary page.

Reasons

The amount on “non-traditional” incidents the SFRS are mobilised to has increased markedly over the last few years. These types of incident include assisting our Scottish Ambulance colleagues through the Out Of Hospital Cardiac Arrest (OHCA) pilot, effecting entry and assisting with persons fallen in the home. Traditional Special Service response includes, RTC's, Water Rescue, Hazmat and rescues from height.

Actions

CAT staff and operational crews participate regularly in partnership initiatives that target high risk groups with the specific aim of highlighting the potential, severe and far reaching consequences of RTC's. SFRS crews are providing CPR and defibrillator training to local communities. By training members of the public in defibrillators, those suffering an OHCA have a better chance of survival due to early intervention.



YTD ward ave. for Scottish Borders - 4	2013/14	2014/15	2015/16	2016/17	2017/18	Sparklines
Scottish Borders	58	30	54	83	45	
Tweeddale West	3	5	12	7	6	
Tweeddale East	4	4	2	6	3	
Galashiels and District	11	2	10	14	6	
Selkirkshire	7	0	1	4	8	
Leaderdale and Melrose	11	4	6	4	1	
Mid Berwickshire	7	3	2	5	5	
East Berwickshire	4	3	10	6	4	
Kelso and District	1	1	3	11	2	
Jedburgh and District	6	4	6	13	4	
Hawick and Denholm	2	4	1	7	3	
Hawick and Hermitage	2	4	1	6	3	

Reduction of 'False Alarm - Equipment failure'

Unwanted Fire Alarm Signals (UFAS) are defined as incidents where an automated fire alarm system activates and results in the mobilisation of SFRS resources, when the reason for that alarm turns out to be something other than a fire emergency. The SFRS is committed to working with partners and other stakeholders to reduce Unwanted Fire Alarm signals.

Results

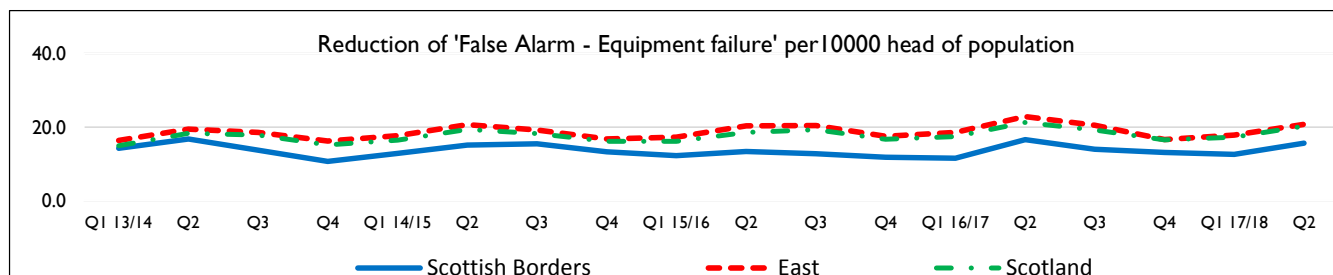
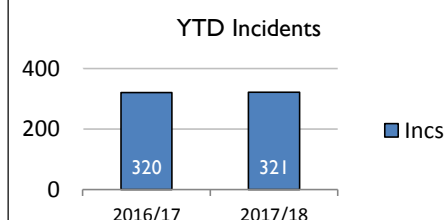
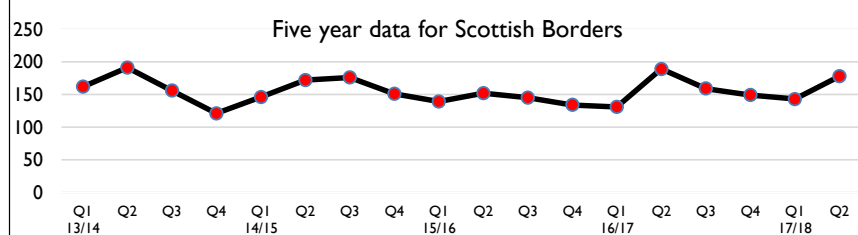
There have been 478 false alarm incidents in the Scottish Borders during this reporting period. Equipment failure accounted for 321 of these incidents with 141 and 16 the figures for good intent and malicious respectively. The figures illustrated in this report relate only to False Alarm equipment failures.

Reasons

Equipment failure accounted for 67% of all UFAS calls in this reporting period and continues to be the most common cause of these types of incidents.

Actions

We continue to proactively monitor UFAS calls and our Fire Safety Enforcement Officers work closely with premises to reduce further UFAS incidents. This includes discussing technological, procedural and management solutions in order to prevent future UFAS incidents. This forms part of an incremental approach with the ultimate aim of educating duty holders whilst reducing UFAS calls. A SFRS project team has been initiated in order to address the issue of UFAS.



YTD ward ave. for Scottish Borders - 29	2013/14	2014/15	2015/16	2016/17	2017/18	Sparklines
Scottish Borders	353	318	291	320	321	
Tweeddale West	69	56	43	43	48	
Tweeddale East	19	10	17	8	20	
Galashiels and District	55	43	49	41	50	
Selkirkshire	36	44	30	37	34	
Leaderdale and Melrose	46	45	37	38	34	
Mid Berwickshire	13	25	18	28	19	
East Berwickshire	14	16	15	15	16	
Kelso and District	17	19	13	24	23	
Jedburgh and District	18	13	17	19	10	
Hawick and Denholm	32	14	14	25	26	
Hawick and Hermitage	34	38	38	42	41	

This page is intentionally left blank